




TUBULAR


Item code	86.S001.3311.02
Product type	Indoor
Category	Pendants
Family	TUBULAR

Pictograms


220  
240 V


850°

CRI  
80



On  
Off

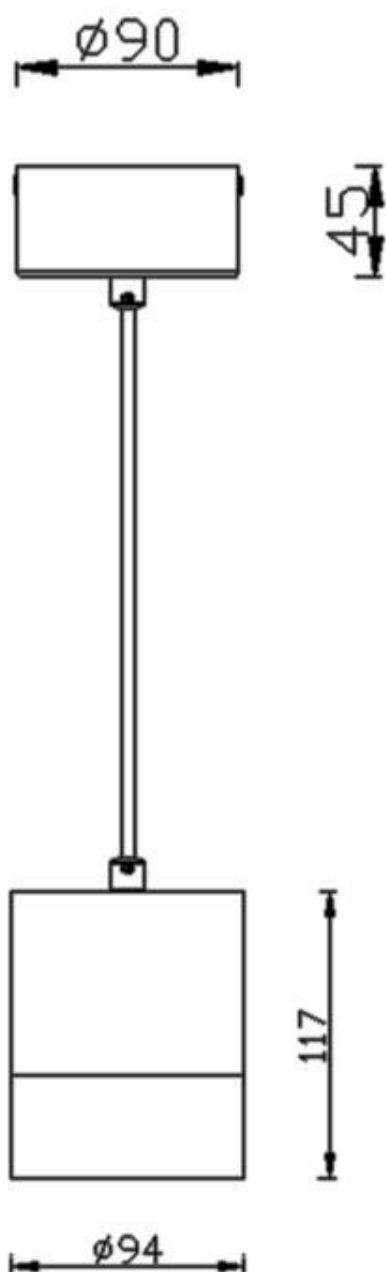
DALI

IP  
20

50000h  
L80B10

Scheme

Product	
Real power (W)	20
Real luminous flux (Lm)	1080
Luminous efficiency (Lm/W)	54
Beam angle (°)	12
Life time (h)	50000h L80B10
IP	20
Chip Brand	Philip
Control gear	ON-OFF
Colour temperature (K)	3000
Colour consistency (SDCM)	SDCM3
CRI	80



## Photometry

